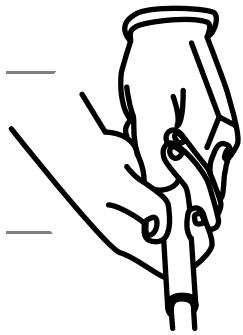
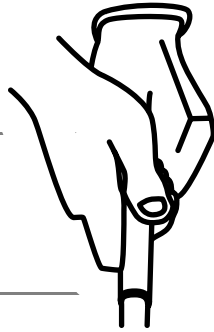


LOCK & COVER

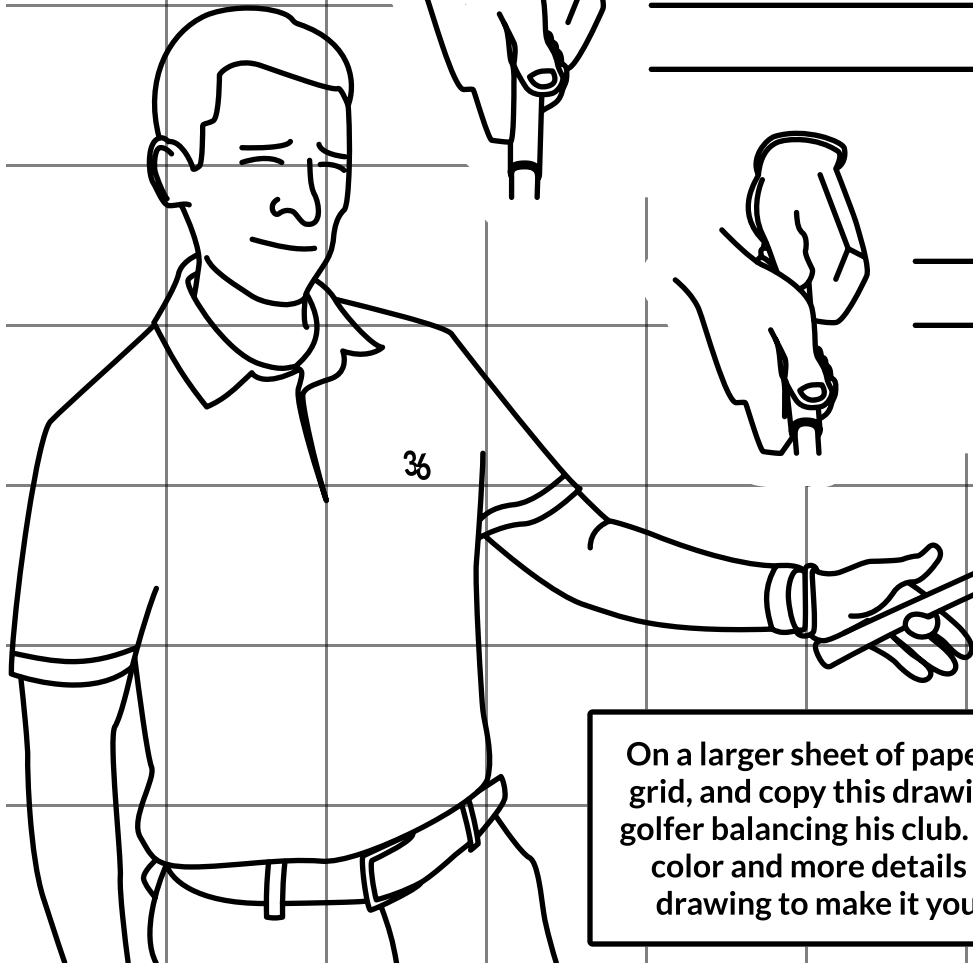


Label each grip as "Correct" or "Incorrect." If a grip is incorrect, write down how you would fix it!


Rank 1 Grip







On a larger sheet of paper, draw a grid, and copy this drawing of the golfer balancing his club. Then add color and more details to your drawing to make it your own!



Create your own comic strip about golf grip!

You can use the empty template on the fifth page or the partially-filled template on the sixth page!



OPERATION 36® GOLF

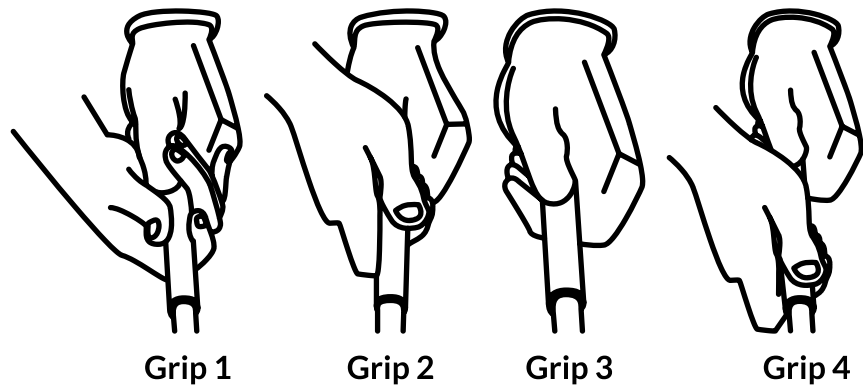
Copyright © 2020 Operation 36, LLC.

Solve the crime puzzle below!

One day after work, you found a broken iron on a golf cart. You found 4 suspects, each of whom played in different areas and have different grips. You also learned that the culprit broke the club due to an improper golf grip. Using the clues below, figure out what type of grip each golfer has and where he/she was playing!

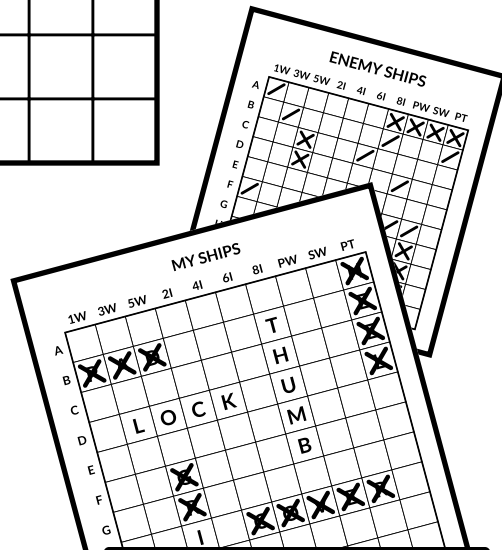
1. The golfer with the longest name was playing closest to the hole and grips with both hands.
2. Vincent was playing at the tee box and has Grip 1.
3. Penny was not playing on the fairway.
4. The golfer that was playing on the fairway has a proper grip.

The culprit has **Grip 3**. What is his/her name, and where was he/she playing?



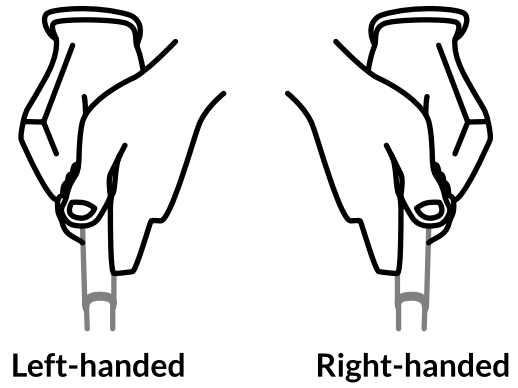
LOCATION GRIP

	Tee box	Fairway	Bunker	Green	Grip 1	Grip 2	Grip 3	Grip 4
GOLFER	Carmen							
	Lawrence							
	Penny							
	Vincent							
GRIP	Grip 1							
	Grip 2							
	Grip 3							
	Grip 4							



Play Grip Battleship with a family member!

Draw your hands on top of the club grip with a proper grip!
You can use the drawings of left- and right-handed grips to guide you.



GRIP BATTLESHIP

ENEMY SHIPS

	1W	3W	5W	2I	4I	6I	8I	PW	SW	PT
A										
B										
C										
D										
E										
F										
G										
H										
I										
J										

MY SHIPS

	1W	3W	5W	2I	4I	6I	8I	PW	SW	PT
A										
B										
C										
D										
E										
F										
G										
H										
I										
J										

Arrange these 6 ships on your "MY SHIPS" grid (horizontally or vertically):

LOCK COVER

GRIP HEEL

PAD THUMB

GRIP BATTLESHIP

ENEMY SHIPS

	1W	3W	5W	2I	4I	6I	8I	PW	SW	PT
A										
B										
C										
D										
E										
F										
G										
H										
I										
J										

MY SHIPS

	1W	3W	5W	2I	4I	6I	8I	PW	SW	PT
A										
B										
C										
D										
E										
F										
G										
H										
I										
J										

Arrange these 6 ships on your "MY SHIPS" grid (horizontally or vertically):

LOCK COVER

GRIP HEEL

PAD THUMB

